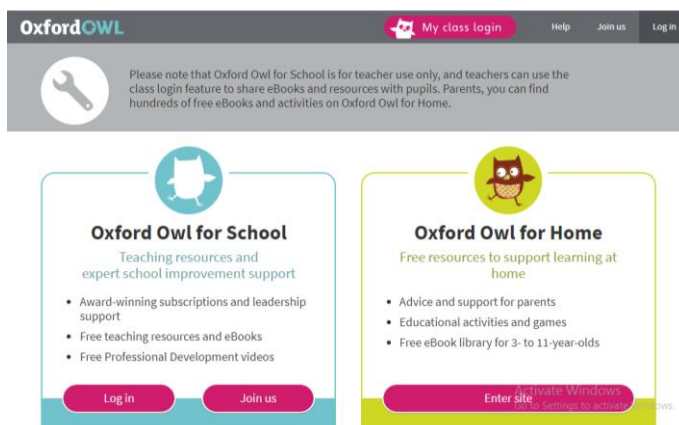


## How to use and get the most out Oxford Owl

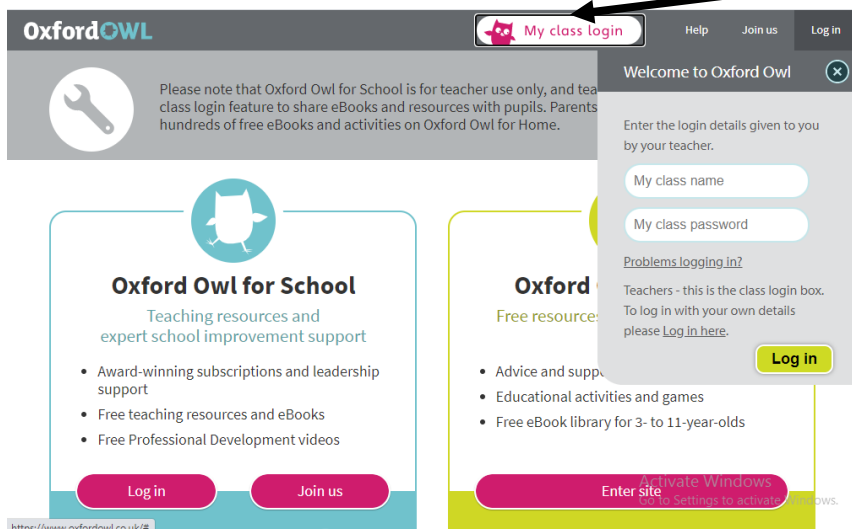
**Step 1:** Visit the following website: <https://www.oxfordowl.co.uk/>



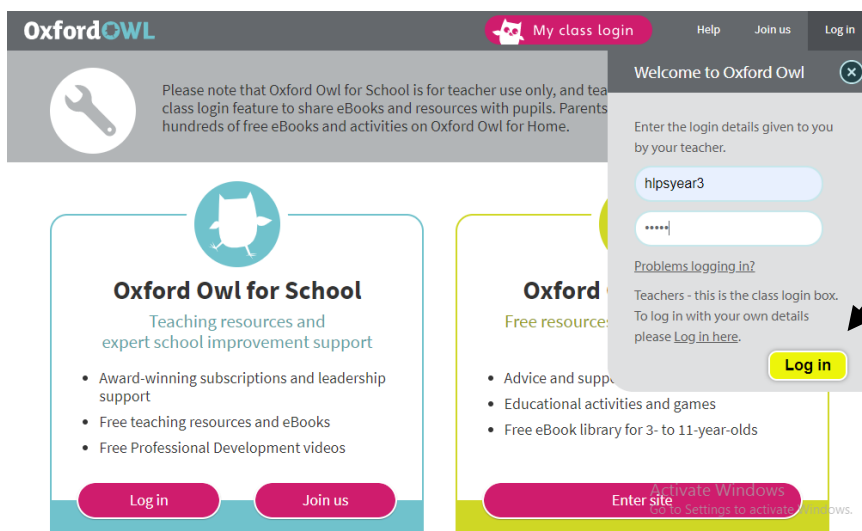
**Step 2:** Use 'My class login' to logon using our class login details below:

**Username:** hlpseyar3

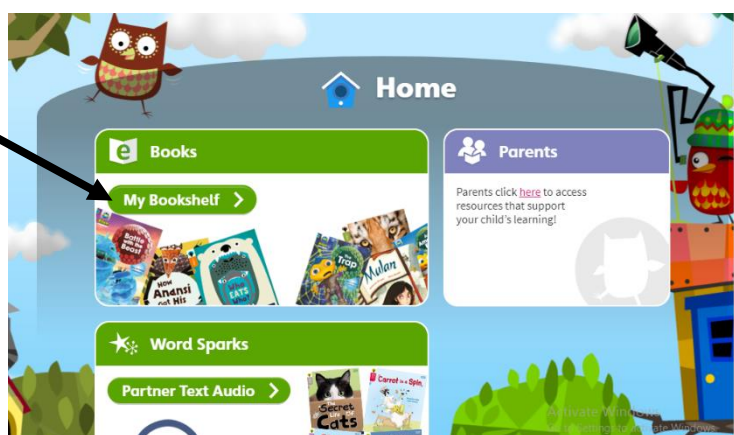
**Password:** Roper



**Step 3:** Click 'Log in'.

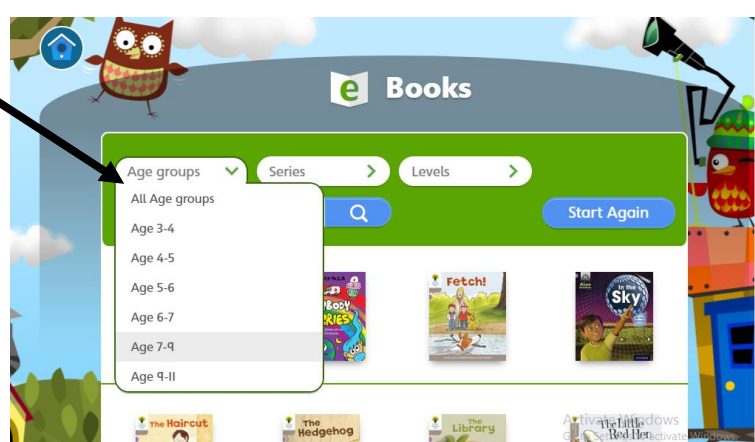


**Step 4:** Click 'My Bookshelf'.



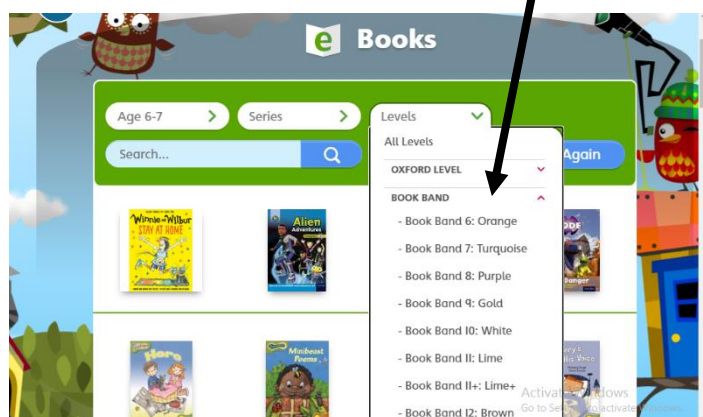
**Step 5:** Select the correct age group.

(Age 6-7 or Age 7-9)

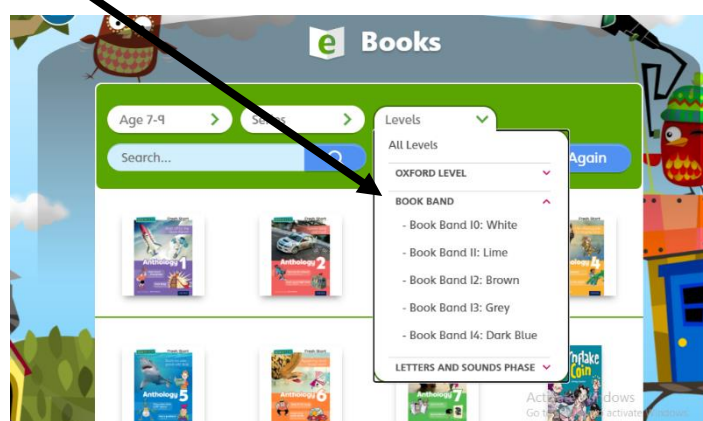


**Step 6:** Select your child's book band.

Age 6-7

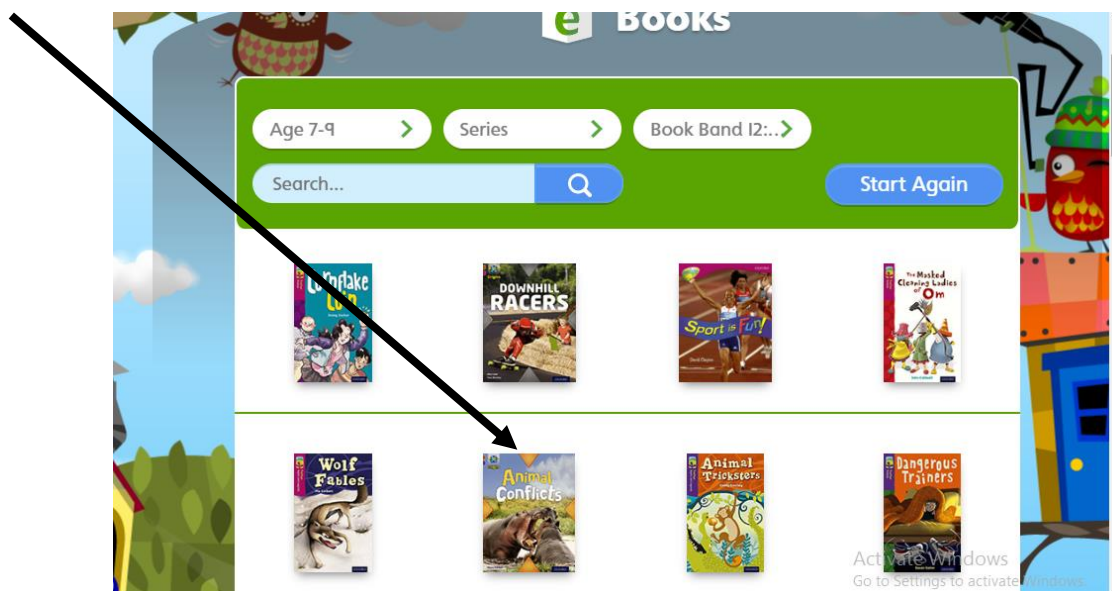


Age 7-9

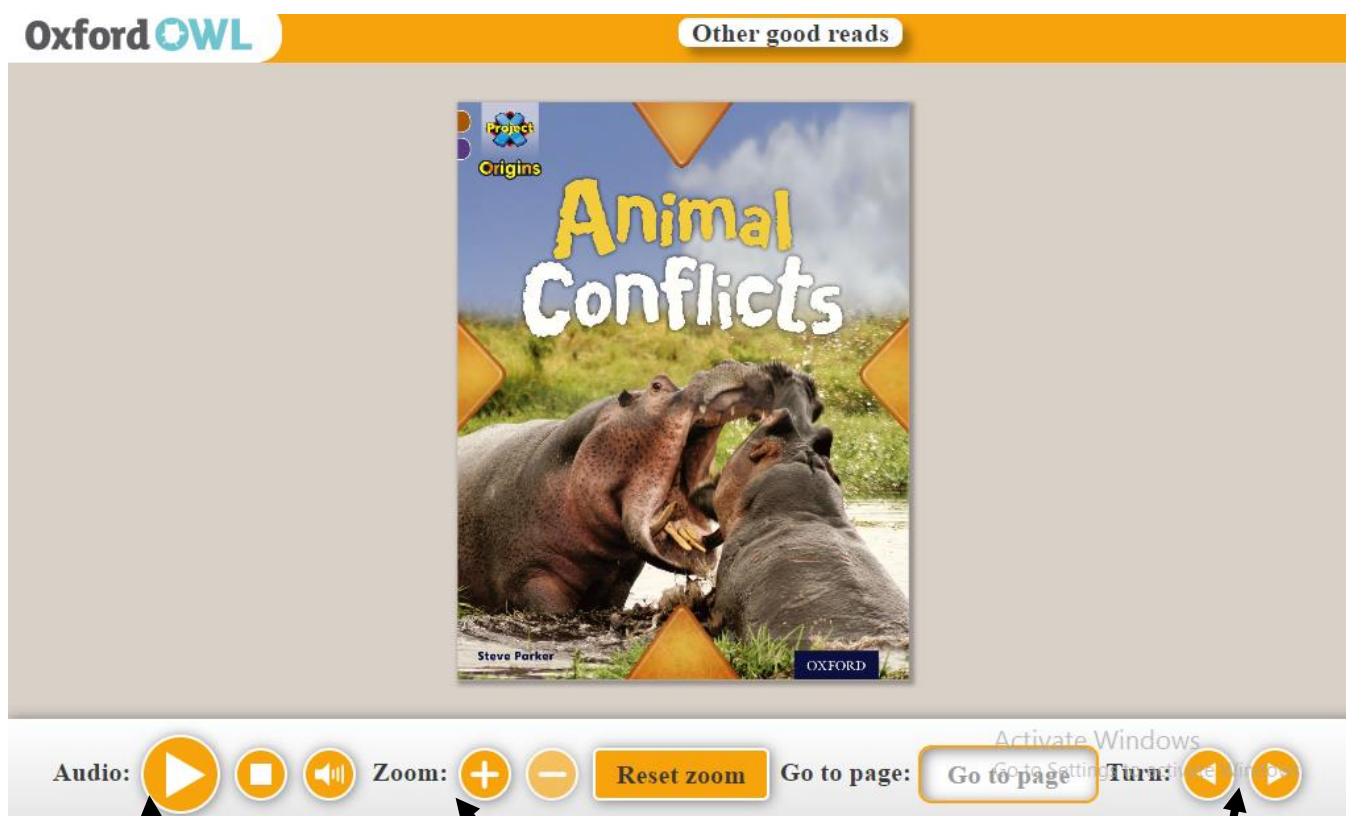


During Year 3, children usually start the year reading 'gold band' books and by the end of the year we try to support them in progressing to 'grey band' books ready for Year 4. The majority of children in Year 3 were reading 'brown and grey banded' books in March 2020. A small number of children were reading books beyond 'grey band' and below 'brown band'. **Please try to keep to the colour band that your child was reading in school and seek guidance before moving your child onto a harder book band.** It is important your child can understand as well as read the words in the book band they are on. Research suggests children cannot comprehend unless they understand 90% of the words in a book.

**Step 7:** Select a book.



**Step 8:** Get familiar with the reading tools to navigate through a book.



This option reads the text to your child.

This option allows you to zoom in to make the text bigger.

Turn the page here.

**Oxford**OWL
Other good reads

### Before reading

**Talk about the book**  
It's a good idea to talk with your child about the book before they read it.

- Look at the front and back covers together – these give clues to what the book is about.
- Flip through the pages and look at the pictures of the different animals in the book. Ask your child to talk about the animals they recognize and to pinpoint the ones they have never heard of or seen before. Discuss which animals the child would like to learn more about.

Encourage your child to read the book at their own pace.

**Challenge words**  
These words may be tricky for your child to read using their phonic skills but they are important for the meaning of the book. Encourage your child to read these words by saying and blending the letter sounds as much as they can, then help them with the tricky part, or simply read the word to them.

predator  
ritual
courtship  
behaviour
survive  
territory
protection  
poisonous

### During reading

- Encourage your child to read at their own pace; notice if something doesn't make sense and re-read it to put it right; build connections between one sentence and another; ask their own questions if they don't understand something.
- If your child is still struggling with the word, read the word to them. This is perfectly OK and allows them to move on quickly with the book.
- Discuss any new or unfamiliar words within the context of the book to ensure that your child understands their meaning.

# Origins

## Animal Conflicts

Steve Parker

### Contents

Struggle for survival	2
Attack and defence	4
I'm poisonous!	6
Show fights	8
Get off my patch!	10
I'm the boss!	12
First choice	14
Food fight!	16
Rivals at breeding time	18
It's only courtship	20
Protective parents	22

Audio: 
Zoom: 
Reset zoom
Go to page: 
Turn:

**Step 9:** Use the 'before reading' guidance to support your child's reading during the book and the 'after reading' questions to check your child's understanding.

**Oxford**OWL
Other good reads

### Index

alligator	23	monkeys	14, 24
anteater	27	rat	29
antelope	5	rhino	3
bear	23	scorpion	6
birds	3, 10, 11, 12, 13, 16, 19, 22, 23, 25	skunk	7
buffalo	2	snake	5, 6, 7, 9, 25
cats	9, 11, 17, 20, 23, 25, 30	spider	21
chicken	13	whales	19, 23, 30
chimpanzee	15, 28, 29	wolf	13
deer	5, 18, 19	zebra	5, 17, 25
dolphin	21		
elephant	12, 23		
elephant seal	12		
fish	21		
gorilla	8		
hippo	11		
hyena	17, 25		

### QUIZ ANSWERS

Page 9: All of them!	Page 23: 1a) Alligator hatchling 2c) Owl chick
Page 13: 1b) A pride of lions 2d) A flock of sheep	4b) Bear cub
3a) A herd of horses 4c) A swarm of ants	Page 29: 1b) A pack of rats

### After reading

Talk with your child about the book. Ask them:

- What types of animal conflicts did you read about in this book?
- Which animal fact surprised you the most and why?

Encourage your child to read the book again. This will build their reading confidence and reading fluency.

### Other things to do

Together, you could watch a television programme about predators and prey in the wild. If you have a pet, see if you can spot any of the behaviours mentioned in the book.

**OXFORD**  
UNIVERSITY PRESS

Great Clarendon Street, Oxford, OX2 6DP,  
United Kingdom

Oxford University Press is a department of the University of Oxford.  
It furthers the University's objective of excellence in research, scholarship,  
and education by publishing worldwide. Oxford is a registered trade mark of  
Oxford University Press in the UK and in certain other countries.

Text © Oxford University Press 2018  
First Edition published in 2010  
This Edition published in 2014

All rights reserved. No part of this publication may be reproduced, stored in a retrieval system, or transmitted, in any form or by any means, without the prior permission in writing of Oxford University Press, or as expressly permitted by law, by licence or under terms agreed with the appropriate reprographics rights organization. Enquiries concerning reproduction outside the scope of the above should be sent to the Rights Department, Oxford University Press, at the address above.

You must not circulate this work in any other form and you must impose this same condition on any acquirer.

British Library Cataloguing in Publication Data  
Data available:  
978-0-19-433293-0  
1 3 5 7 9 10 8 6 4 2

Paper used in the production of this book is a natural, recyclable product made from wood grown in sustainable forests. The manufacturing process conforms to the environmental regulations of the country of origin.  
Printed in China by Hong Yip

The publisher would like to thank the following for permission to reproduce photographs:  
p1 John Swaine/PhotoDisc/Stone/Getty Images; p11 iStockphoto/Stone/Getty Images; p12 iStockphoto/Stone/Getty Images; p13 iStockphoto/Stone/Getty Images; p14 iStockphoto/Stone/Getty Images; p15 iStockphoto/Stone/Getty Images; p16 iStockphoto/Stone/Getty Images; p17 iStockphoto/Stone/Getty Images; p18 iStockphoto/Stone/Getty Images; p19 iStockphoto/Stone/Getty Images; p20 iStockphoto/Stone/Getty Images; p21 iStockphoto/Stone/Getty Images; p22 iStockphoto/Stone/Getty Images; p23 iStockphoto/Stone/Getty Images; p24 iStockphoto/Stone/Getty Images; p25 iStockphoto/Stone/Getty Images; p26 iStockphoto/Stone/Getty Images; p27 iStockphoto/Stone/Getty Images; p28 iStockphoto/Stone/Getty Images; p29 iStockphoto/Stone/Getty Images; p30 iStockphoto/Stone/Getty Images; p31 iStockphoto/Stone/Getty Images; p32 iStockphoto/Stone/Getty Images; p33 iStockphoto/Stone/Getty Images; p34 iStockphoto/Stone/Getty Images; p35 iStockphoto/Stone/Getty Images; p36 iStockphoto/Stone/Getty Images; p37 iStockphoto/Stone/Getty Images; p38 iStockphoto/Stone/Getty Images; p39 iStockphoto/Stone/Getty Images; p40 iStockphoto/Stone/Getty Images; p41 iStockphoto/Stone/Getty Images; p42 iStockphoto/Stone/Getty Images; p43 iStockphoto/Stone/Getty Images; p44 iStockphoto/Stone/Getty Images; p45 iStockphoto/Stone/Getty Images; p46 iStockphoto/Stone/Getty Images; p47 iStockphoto/Stone/Getty Images; p48 iStockphoto/Stone/Getty Images; p49 iStockphoto/Stone/Getty Images; p50 iStockphoto/Stone/Getty Images; p51 iStockphoto/Stone/Getty Images; p52 iStockphoto/Stone/Getty Images; p53 iStockphoto/Stone/Getty Images; p54 iStockphoto/Stone/Getty Images; p55 iStockphoto/Stone/Getty Images; p56 iStockphoto/Stone/Getty Images; p57 iStockphoto/Stone/Getty Images; p58 iStockphoto/Stone/Getty Images; p59 iStockphoto/Stone/Getty Images; p60 iStockphoto/Stone/Getty Images; p61 iStockphoto/Stone/Getty Images; p62 iStockphoto/Stone/Getty Images; p63 iStockphoto/Stone/Getty Images; p64 iStockphoto/Stone/Getty Images; p65 iStockphoto/Stone/Getty Images; p66 iStockphoto/Stone/Getty Images; p67 iStockphoto/Stone/Getty Images; p68 iStockphoto/Stone/Getty Images; p69 iStockphoto/Stone/Getty Images; p70 iStockphoto/Stone/Getty Images; p71 iStockphoto/Stone/Getty Images; p72 iStockphoto/Stone/Getty Images; p73 iStockphoto/Stone/Getty Images; p74 iStockphoto/Stone/Getty Images; p75 iStockphoto/Stone/Getty Images; p76 iStockphoto/Stone/Getty Images; p77 iStockphoto/Stone/Getty Images; p78 iStockphoto/Stone/Getty Images; p79 iStockphoto/Stone/Getty Images; p80 iStockphoto/Stone/Getty Images; p81 iStockphoto/Stone/Getty Images; p82 iStockphoto/Stone/Getty Images; p83 iStockphoto/Stone/Getty Images; p84 iStockphoto/Stone/Getty Images; p85 iStockphoto/Stone/Getty Images; p86 iStockphoto/Stone/Getty Images; p87 iStockphoto/Stone/Getty Images; p88 iStockphoto/Stone/Getty Images; p89 iStockphoto/Stone/Getty Images; p90 iStockphoto/Stone/Getty Images; p91 iStockphoto/Stone/Getty Images; p92 iStockphoto/Stone/Getty Images; p93 iStockphoto/Stone/Getty Images; p94 iStockphoto/Stone/Getty Images; p95 iStockphoto/Stone/Getty Images; p96 iStockphoto/Stone/Getty Images; p97 iStockphoto/Stone/Getty Images; p98 iStockphoto/Stone/Getty Images; p99 iStockphoto/Stone/Getty Images; p100 iStockphoto/Stone/Getty Images.

Audio: 
Zoom: 
Reset zoom
Go to page: 
Turn:

**Step 10:** Enjoy reading lots of new books!