

High Lane Primary School

Home Learning Expectations for KS1

Mornings	<ul style="list-style-type: none">• Maths activities (30-40)• English activities – linked to reading, phonics, writing and handwriting(30-40 minutes)
Afternoons	<ul style="list-style-type: none">• One or two activities from the home learning grids attached (30-60 minutes depending on the activity)

At High Lane, we recognise that each family’s situation is different, which is why we have not allocated days or times to the work provided. If school is closed or you are self-isolating, it is important for children to be accessing English, Maths and Reading daily, in equal measure with breaks, opportunities for other areas of their learning to be reviewed and quality family time.

We hope that, during this time, our families remain well. Should you require support from school with regards to your child’s learning, class teachers will be available on ClassDojo – replies during the week may take up to 48 hours, and slightly longer over weekends. Please bear with us and we will endeavour to return your message as soon as possible.































Thank you for your continued support,
The Key Stage 1 Team

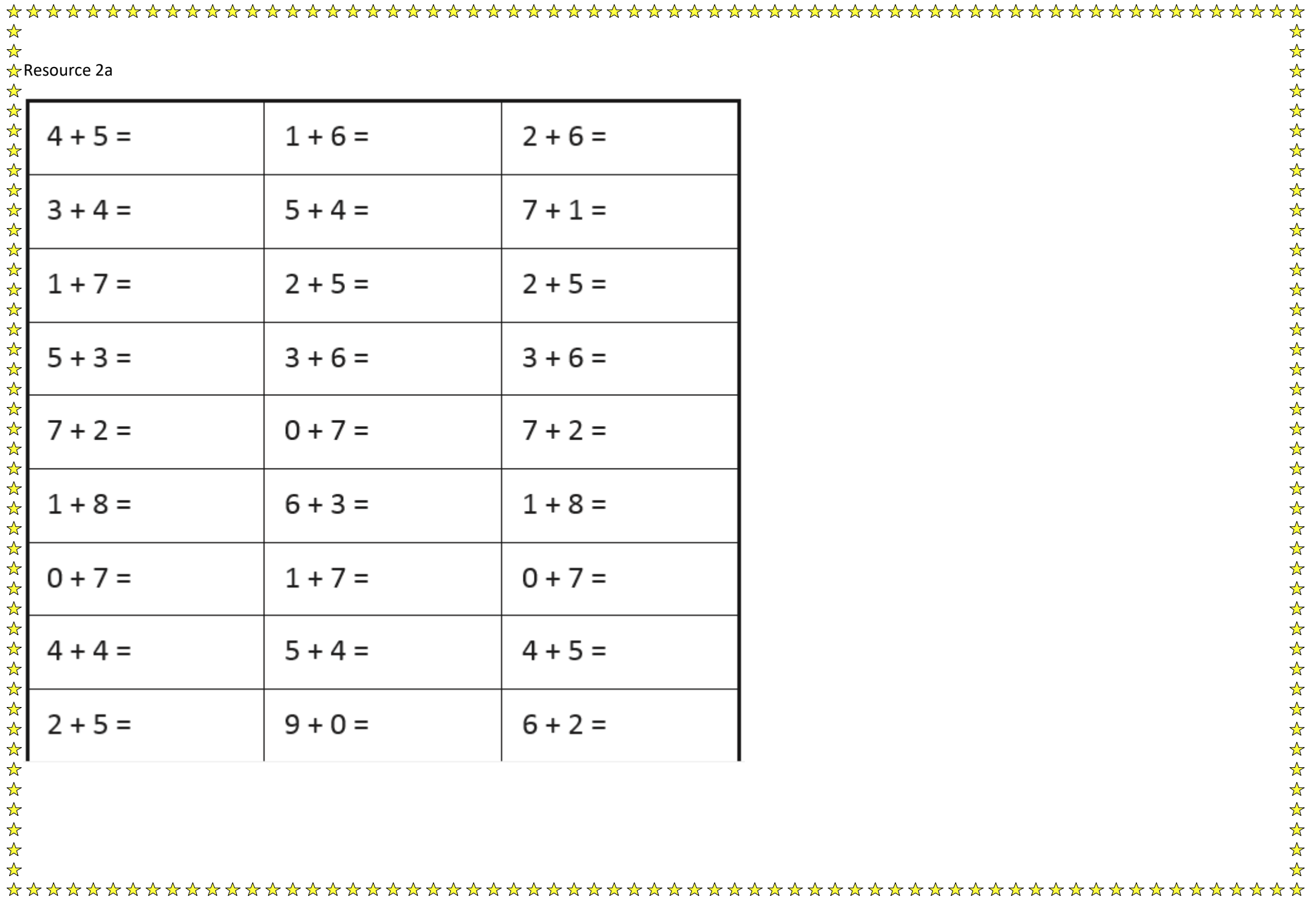
	Phonics	English	Maths
Monday	<p>The ar sound.</p> <p>Ask an adult to write out a few words containing the 'ar' sound and then you practise decoding and blending the word back together. You could then have a go at spelling out some of these words in your home learning book.</p> <p>Card, hard, mark, bark, park</p>	<p>Write me a letter</p> <p>Tell me all about your two week break. What have you done? What have you enjoyed the most? If you want, you can also draw a picture of your favourite day.</p> <p>You could also practise your handwriting.</p>	<p>Weight and Mass.</p> <p>This is a new concept for the children. We are going to start using the White rose home learning activities. https://whiterosemaths.com/homelearning/year-1/</p> <p>There is a PP, video and activity sheet you can download daily for this. If you are having trouble accessing this let me know and I will send you the work direct.</p> <p>Ignore the dates on WR maths website as we are two weeks behind in maths anyway so it will not line up.</p>
Tuesday	<p>The 'or' sound</p> <p>Use the buried treasure game on phonics play to do this. Then ask an adult to read out some words for you to spell out.</p> <p>Born, horn, torn, corn</p>	<p>Watch the Gruffalo by Julia Donaldson on BBC iPlayer https://www.bbc.co.uk/iplayer/episode/b00pk64x/the-gruffalo</p> <p>Or if you have the book read that.</p> <p>Then write a character description for the Gruffalo! If you have the book, go through it and find out what words the author used to describe the Gruffalo. You could draw the Gruffalo and write words to describe him around it or you could write a description in sentences.</p>	<p>Number bonds practise.</p> <p>Everyone will be at different levels at this point. I have attached 3 different challenges. Ask your child to choose their challenge, we often did this in class and it helps them to identify their own strengths.</p> <p>Resource 2a</p> <p>Then complete day 2 of weight and mass on the white rose website.</p>
Wednesday	<p>The 'ur' sound</p> <p>How many ur sounds do you know? Can you write them all down? Use resource 1a to practise writing common words containing ur.</p>	<p>If I met the Gruffalo</p> <p>Think about what you would do if you met the Gruffalo. What would you say? Would you trick the Gruffalo like the mouse did? Write about it using the title 'if I met the Gruffalo...'</p>	<p>Play let's compare on topmark maths https://blog.topmarks.co.uk/2018/02/new-game-lets-compare/</p> <p>Then complete day 3 on White rose maths</p>
Thursday	<p>The 'ow'sound.</p> <p>Do the activity set on purple mash to figure out the correct phoneme choice.</p>	<p>Create your own Gruffalo.</p> <p>Design your own fictional character with different features to the original. Draw/colour it and then label the key features.</p> <p>Extra challenge: Write a story based on your character</p>	<p>If you can, use different size/shape containers and add water to them. Figure out which holds the most/least liquid. If it is taller does this mean it holds more? Why/Why not?</p> <p>Complete day 4 on White rose maths.</p> <p>For an extra challenge have a go at resource 2b.</p>

Friday	<p>Revisit Said, have, like, so Practise reading these words first. Then have a go at spelling them. If this is really easy, have a go at writing out a sentence that contains two or more of the words.</p>	<p>Identify the rhyming pairs in the story. Can you spot the rhyming words in the story? Write down or record any rhyming pairs you can find. Extra challenge: Think of your own rhyming pairs. Can you create a poem from this?</p>	<p>Complete day 5 on white rose maths. Find objects around the house and figure out which is the heaviest/lightest. Why do you think one is heavier than the other? Is it because it is bigger? Extra challenge: create a grid with two columns. One labelled heavier and one lighter. Compare different objects that you find and tell me which the heavier/lighter object is.</p>
--------	--	---	---

Science	History	Geography	Art & DT	Music	PSHE/RE	PE
<p>Materials Collect ten objects from around your house. Have a discussion about what you think they are made from. Are they made up of just one material?</p>	<p>Buildings in my local area. We are going to be looking at and comparing new and old buildings in or area and in Manchester this half term. Research some of the buildings in High Lane and see if you can find old pictures and the date they were built or restored.</p>	<p>Research famous buildings from around the world. Identify where they are on a world map. You could even make your own map and draw on the building. Discuss the different shapes of the buildings and see if you can use your prior learning of 3D shapes to identify the shape name.</p>	<p>Landscapes Art - Look out of your window and draw what you can see. You can do this in black and white or colour it is up to you! DT – Design and make a healthy smoothie for the family to try It might be helpful to make a list of ingredients that you want to use first in case you need to go shopping. You could also make one with whatever left over fruit you have.</p>	<p>Log into YUMU and complete the first activity set. There is also an extra activity set. This lets you listen to the sounds of materials. This will help with our topic of materials in science.</p>	<p>PSHE - With an adult, do the recycling! Have a look at the different coloured bins that you have and ask an adult to tell you what the colours mean. Then as much as you can help out with the recycling. RE – People in my community. Who lives in my community? Make a list of people that live on your street or in your area. Think about what makes all of these people different.</p>	<p>Continue with Joe Wicks daily! You could also try some of the cosmic yoga on YouTube. You could create a hopscotch in your garden or pavement and get the family to join in.</p>

★ Resource 1a

er		ir		ur		ear		or	
									
									
									
									
									
									



★ Resource 2a

$4 + 5 =$	$1 + 6 =$	$2 + 6 =$
$3 + 4 =$	$5 + 4 =$	$7 + 1 =$
$1 + 7 =$	$2 + 5 =$	$2 + 5 =$
$5 + 3 =$	$3 + 6 =$	$3 + 6 =$
$7 + 2 =$	$0 + 7 =$	$7 + 2 =$
$1 + 8 =$	$6 + 3 =$	$1 + 8 =$
$0 + 7 =$	$1 + 7 =$	$0 + 7 =$
$4 + 4 =$	$5 + 4 =$	$4 + 5 =$
$2 + 5 =$	$9 + 0 =$	$6 + 2 =$

$10 + 10 =$

$12 + 8 =$

$16 + 4 =$

$5 + 15 =$

$9 + 10 =$

$3 + 17 =$

$0 + 20 =$

$7 + 13 =$

$12 + 7 =$

$9 + 10 =$

$19 + 1 =$

$4 + 15 =$

$4 + 16 =$

$6 + 13 =$

$11 + 9 =$

$18 + 2 =$

$2 + 18 =$

$2 + 17 =$

$1 + 18 =$

$13 + 6 =$

$10 + 9 =$

$14 + 6 =$

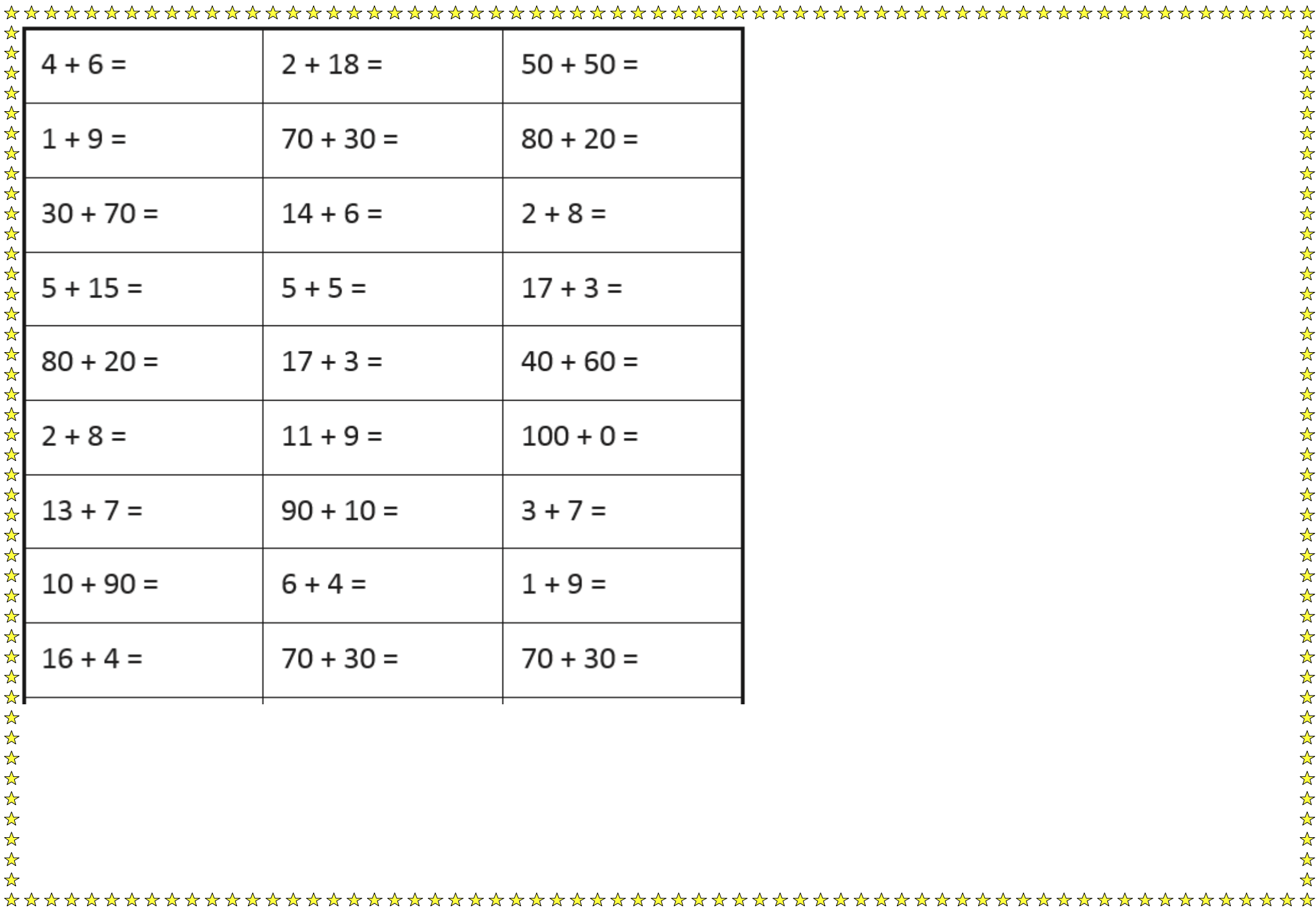
$20 + 0 =$

$8 + 12 =$

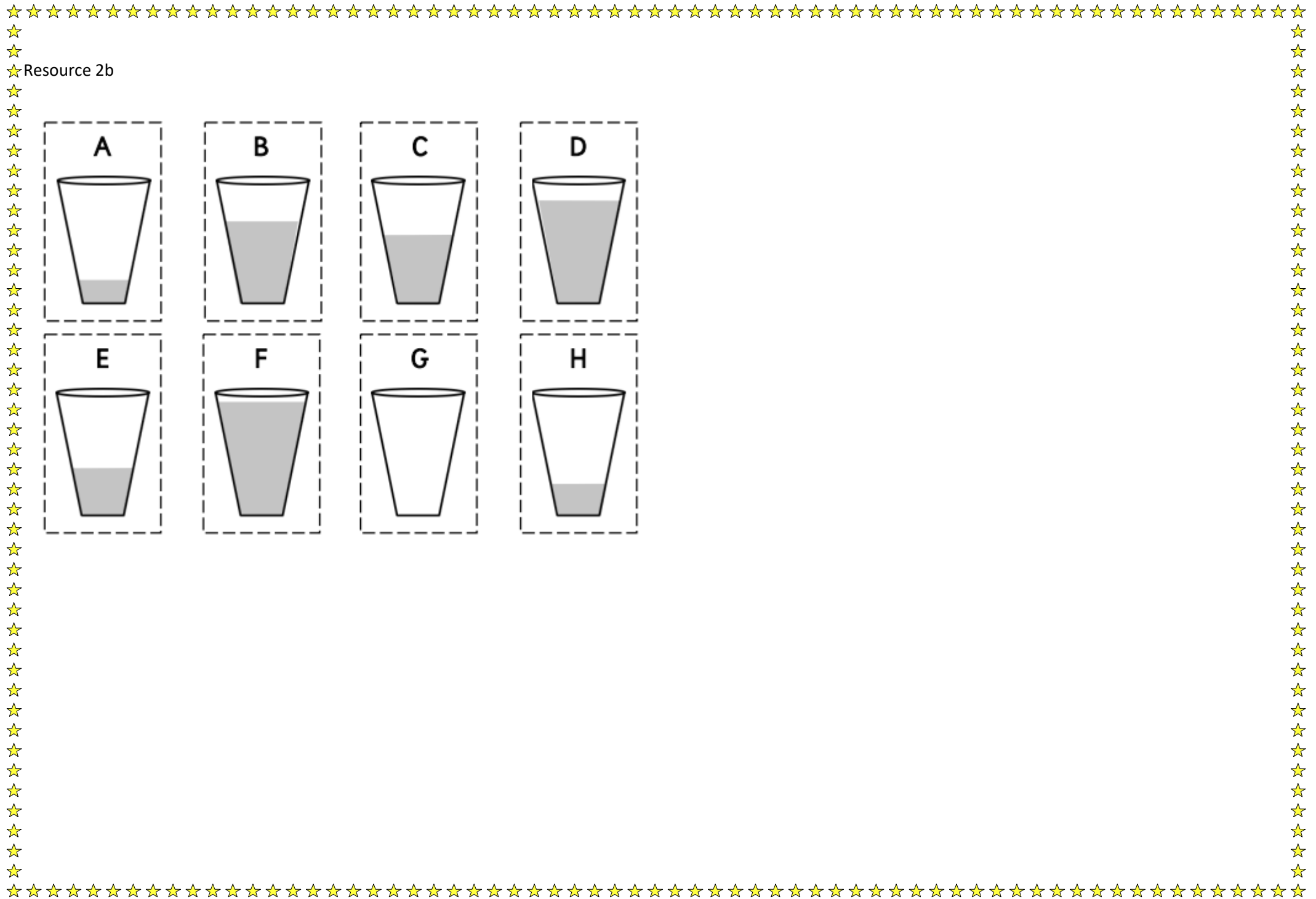
$11 + 8 =$

$15 + 4 =$


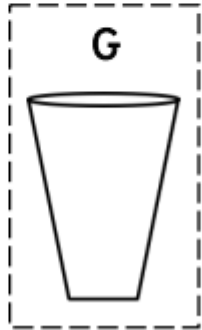

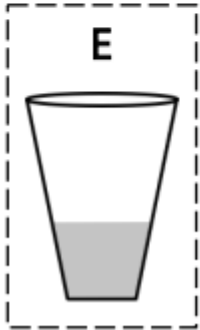
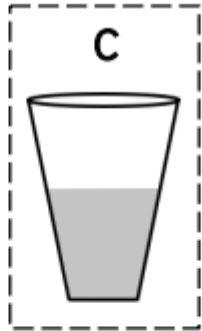

$17 + 3 =$

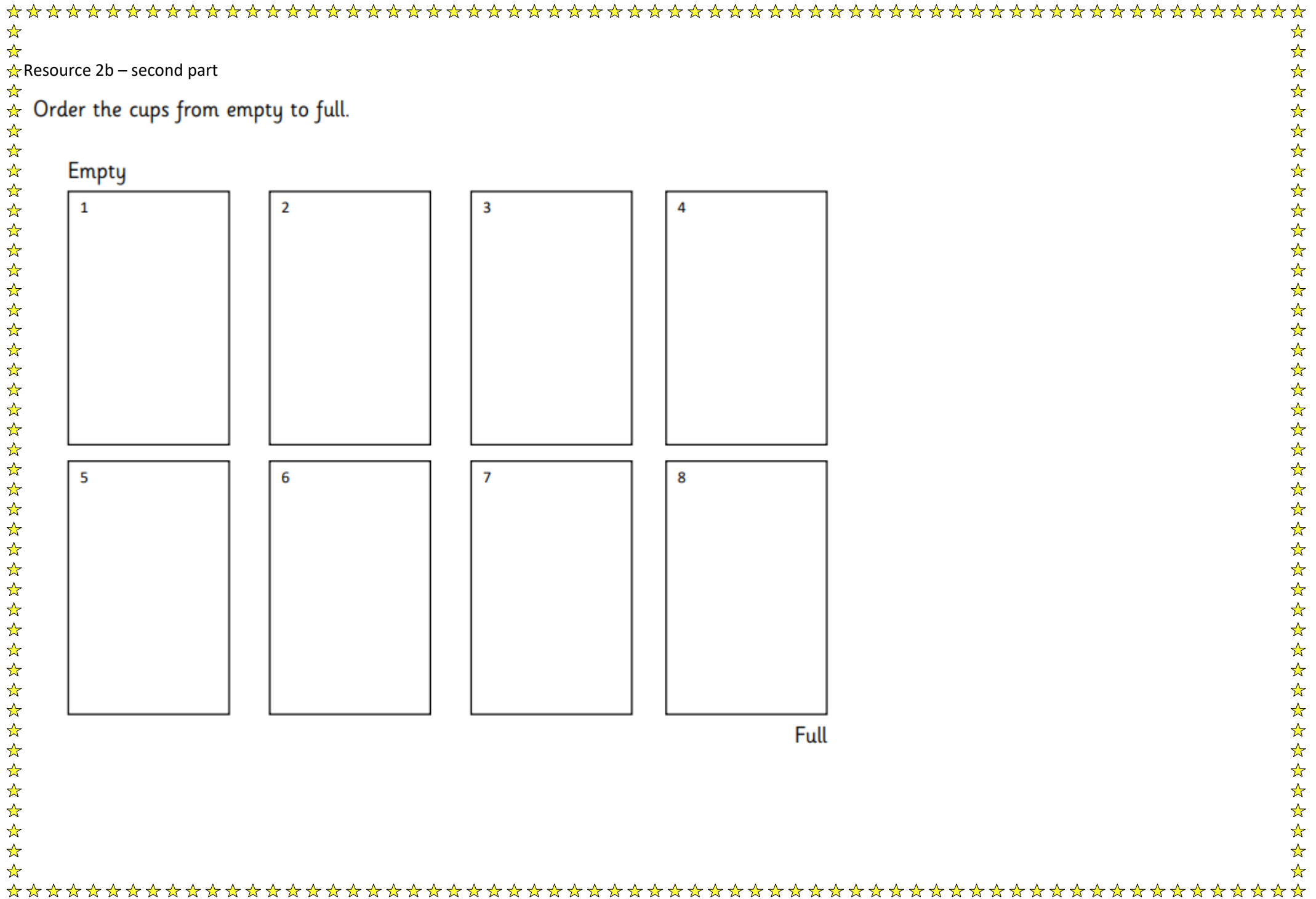


$4 + 6 =$	$2 + 18 =$	$50 + 50 =$
$1 + 9 =$	$70 + 30 =$	$80 + 20 =$
$30 + 70 =$	$14 + 6 =$	$2 + 8 =$
$5 + 15 =$	$5 + 5 =$	$17 + 3 =$
$80 + 20 =$	$17 + 3 =$	$40 + 60 =$
$2 + 8 =$	$11 + 9 =$	$100 + 0 =$
$13 + 7 =$	$90 + 10 =$	$3 + 7 =$
$10 + 90 =$	$6 + 4 =$	$1 + 9 =$
$16 + 4 =$	$70 + 30 =$	$70 + 30 =$



★ Resource 2b





★ Resource 2b – second part

★ Order the cups from empty to full.

Empty

1

2

3

4

5

6

7

8

Full





